

**PLACER MOSQUITO & VECTOR CONTROL DISTRICT**  
**BOARD OF TRUSTEES**  
2021 Opportunity Drive  
Roseville, CA 95678  
**REGULAR BOARD MEETING**  
**AGENDA**  
**November 21, 2022, 4:30 PM**  
[www.placermosquito.org](http://www.placermosquito.org)

**TELECONFERENCE**

Pursuant to Assembly Bill 361 this meeting will be conducted via teleconference. In the interest of maintaining appropriate social distancing, the Board encourages the public to participate by calling (408) 638-0968 and when prompted, enter the Meeting ID: 863 0698 9290  
or <https://us06web.zoom.us/j/86306989290?pwd=KzNqZ294ZjdYMTM3JlNFJSVmlZUXFZZz09>

Page

Board of Trustees

Sandra Amara  
City of Auburn

Will Stockwin  
City of Colfax

Peter Gilbert  
City of Lincoln

Russ Kelley  
Town of Loomis

Merry L. Holliday-  
Hanson, Ph.D.  
Placer County

Jill Gayaldo  
City of Rocklin

Ross Hutchings  
City of Roseville

General Manager  
Joel Buettner

- |       |   |
|-------|---|
| 1     | <b>Call to Order</b>  |
| 2     | <b>Roll Call</b>  |
| 3     | <b>Pledge of Allegiance</b>   |
| 4     | <b>Agenda Review</b>  |
| 5     | <b>Public Comment</b><br><i>Members of the public shall be allowed to address the Board of Trustees on items which are of interest to public and which are within the jurisdiction of the Board, before or during the Board's consideration of the item; however, no action shall be taken on any item not appearing on the agenda unless otherwise authorized by the Board pursuant to Government Code Section 54954.2(b). It is requested that comments be limited to no more than 5 minutes.</i> |
| 6     | <b>Consent Agenda – Action item</b>   |
| 3-4   | A. <b>Minutes of the September 19, 2022, Regular Board Meeting</b>  |
| 5-6   | B. <b>Board Review and Consideration that as a result of the COVID-19 emergency: (i) meeting in person would present imminent risks to the health or safety of attendees; and (ii) the meeting is authorized to be held by teleconference pursuant to Gov. Code, § 54953, subd. (e)(1)(C). – Action Item</b>  |
| 7-9   | C. <b>Financial Report: Fiscal Year to Date October 31st, 2022</b>  |
| 11-12 | D. <b>Acknowledge Warrants Issued September-October 2022</b>  |
| 13    | <b>7 Board Review and Consideration to Set Board Meeting Dates for January and February 2023 – Action Item</b>  |
| 8     | <b>Staff Reports</b>  |
| 15-19 | A. <b>Eastern Placer Report – Angella Falco</b>   |
| 21-22 | B. <b>Public Information and Outreach Report – Meagan Luevano</b>   |
| 23-33 | C. <b>Field Operations and Surveillance Report – Jake Hartle</b>  |
| 35    | D. <b>General Manager's Report – Joel Buettner</b>  |
| 9     | <b>Board/Staff General Discussion</b>   |

**10 Announcements**

- A. The District office will be closed November 25 and 26, 2022 in observance of the Thanksgiving Holiday.
- B. The next regular Board meeting will be held December 19, 2022, at 4:30 PM., by Video Conference.

**11 Adjournment**

*In compliance with the Americans with Disabilities Act, if you are a disabled person and you need a disability-related modification or accommodation to participate in this meeting, please contact the District at (888) 768-2343, fax (916) 380-5455, and/or send e-mail to [info@placermosquito.org](mailto:info@placermosquito.org). Requests must be made as early as possible and at least one-full business day before the start of the meeting. Documents and materials relating to an open session agenda item that are provided to the PMVCD Board less than 72 hours prior to a meeting will be available for public inspection and copying at 2021 Opportunity Drive, Roseville, CA 95678.*

Placer Mosquito & Vector Control District  
Board of Trustees Regular Board Meeting – Minutes  
September 19, 2022, 4:30 PM  
Placer Mosquito & Vector Control District Office  
2021 Opportunity Drive, Roseville, CA 95678

**Pursuant to Assembly Bill 361 this meeting will be conducted via teleconference. In the interest of maintaining appropriate social distancing, the Board encourages the public to participate by calling (408) 638-0968 and when prompted, enter the Meeting ID: 841 0492 9591 or <https://us06web.zoom.us/j/84104929591?pwd=cGNSVE5od2lxK0lrVXVzeVljK01pQT09>**

1. **Call to Order:** President Kelley called the meeting to order at 4:30 PM.
2. **Roll Call:** Trustees Peter Gilbert, Holliday-Hanson, Ross Hutchings, Russ Kelley and Will Stockwin were present.  
**District Employees Present:** Assistant Manager Jake Hartle, Isabel Alvarez, Nikki Rockwell, Angella Falco and Meagan Luevano.

3. **Pledge of Allegiance** was led by Trustee Kelley

*Trustee Gayaldo arrived at 4:32 PM*

*Trustee Amara arrived at 4:33 PM*

4. **Agenda Review:** The Board accepted the Agenda as presented.

*Adjourned to Closed Session at 4:34 PM*

**5. Closed Session**

- A. Closed Session: Conference with District designated labor negotiator Jake Hartle regarding negotiations with employee organizations: Placer Mosquito and Vector Control District Employees Association and Placer Mosquito and Vector Control District Association of Managerial Employees (pursuant to Government Code Section 54957.6)

*Open Session reconvened at 4:50 PM.*

6. **Report from Closed Session:** No reportable action was taken.

7. **Public Comment:** There were none.

**8. Consent Agenda**

*A motion to approve the following was made by Trustee Gilbert seconded by Trustee Amara, approved by roll call vote.*

*Ayes: Trustees Amara, Gayaldo, Gilbert, Holliday-Hanson, Hutchings, Kelley, and Stockwin  
Noes: ∅ Abstain: ∅ Absent: ∅*

- A. *Minutes of the August 15, 2022, Regular Board Meeting.*
- B. *As a result of the COVID-19 emergency: (i) meeting in person would present imminent risks to the health or safety of attendees; and (ii) the meeting is authorized to be held by teleconference pursuant to Gov. Code, § 54953, subd. (e)(1)(C);*
- C. *Acknowledge Warrants issued August 2022.*

**9. Board Review and Consideration to Vote for Alternate Special District Representative, Placer LAFCO**

*A motion to nominate William Kahrl for Alternate Special District Representative was made by Trustee Gayaldo seconded by Trustee Gilbert, approved by roll call vote.*

*Ayes: Trustees Amara, Gayaldo, Gilbert, Holliday-Hanson, Hutchings, Kelley, and Stockwin*

*Noes: ø Abstain: ø Absent: ø*

**10. Staff Reports**

- A. Eastern Placer Report – Ms. Falco provided a verbal report.
- B. Public Information and Outreach Report – Assistant Manager Hartle provided a verbal report.
- C. Field Operations and Surveillance Report – A written report was submitted. No additional items were reported.
- D. General Manager Report – Assistant Manager Hartle provided a verbal report.

**11. Board/Staff General Discussion:** There was none

**12. Announcements**

- A. The next regular Board meeting will be held October 17, 2022, at 4:30 PM., by Video Conference.

**13. Adjournment:**

President Kelley adjourned the meeting at 5:23 PM.

Minutes approved by the Board and dated, this 21<sup>st</sup> day of November 2022 after passage.

Russ Kelley, Board President: \_\_\_\_\_

Attest:

Isabel Alvarez, Board Secretary: \_\_\_\_\_

Board Review and Consideration that as a result of the COVID-19 emergency: (i) meeting in person would present imminent risks to the health or safety of attendees; and (ii) the meeting is authorized to be held by teleconference pursuant to Gov. Code, § 54953, subd. (e)(1)(C).

---

**Background:**

Consider finding by a majority vote under Gov. Code § 54953, subd. (e)(1)(B) that as a result of the COVID-19 emergency: (i) meeting in person would present imminent risks to the health or safety of attendees; and (ii) the meeting is authorized to be held by teleconference pursuant to Gov. Code, § 54953, subd. (e)(1)(C).

In light of the Governor's declaration that a state of emergency exists due to the incidence and spread of the novel coronavirus, and the pandemic caused by the resulting disease COVID-19, the board should consider whether meeting in person would present imminent risks to the health or safety of meeting attendees.

The Centers for Disease Control indicates that COVID-19 is a highly transmissible virus that is spread when an infected person breathes out droplets and very small particles that contain the virus, and such droplets and particles are breathed in by other people.<sup>1</sup> Since June of 2021, a more infectious variant of the virus, known as the Delta and Omicron Variants, have emerged and now account for the vast majority of COVID-19 cases.

Although effective vaccines have been approved by the U.S. Food and Drug Administration for emergency use, vaccination rates are slow and have not yet reached a point to significantly control community transmission. As of **November 15, 2022, only 72.4% of Californians who are eligible to be vaccinated are fully vaccinated.**<sup>2</sup>

Those who become infected with COVID-19 are at risk of serious illness and death. **As of November 15, 2022, 1,074,794 Americans have died from the virus.**<sup>3</sup> Many more have been hospitalized with serious illness. In Placer County, the COVID-19 Community Level is "Low" with a case rate with new COVID-19 admissions 8.9 per 100,000 population.

Conducting meetings by teleconference would directly reduce the risk of transmission among meeting attendees, including members of the public and agency staff, which has the ancillary effect of reducing risk of serious illness and death as well as reducing community spread of the virus.

If the authorization to meet by teleconference is not approved by a majority vote, then the meeting will adjourn after this item and the remaining agenda items will be rescheduled to a future in-person meeting.

---

<sup>1</sup> CDC Data Tracker: <https://covid.cdc.gov/covid-data-tracker/#datatracker-home>

<sup>2</sup> State of California Covid-19 Dashboard <https://covid19.ca.gov/vaccination-progress-data/>

<sup>3</sup> Johns Hopkins University Coronavirus Resource Center <https://coronavirus.jhu.edu/>

---

**Fiscal Impact:**

none

---

**Staff Recommendation:**

Staff recommends that the board find that it has reconsidered the state of the COVID-19 emergency, meeting in person continues to present imminent risks to the health or safety of attendees, and the board renews the prior authorization for meetings to be held by teleconference as authorized by subdivision (e)(1)(C) of section 54943 of the Government Code.

**Placer Mosquito and Vector Control District**  
**Budget to Actuals Fiscal Year to Date October 31, 2022**

<b>Ledger Account / Spend Category</b>	<b>Budget</b>	<b>Actuals</b>	<b>Balance</b>	<b>% of Budget</b>
40010:Taxes - Current Secured Property	(61.275)	2	(61.277)	
RC0010 Taxes - Current Secured Property (GL40010)		2	(2)	
40020:Taxes - Property Tax Impounds	0	(12)	12	0.00%
RC0020 Taxes - Property Tax Impounds (GL40020)		(12)	12	
40040:Taxes - Railroad Unitary Property	(92)	0	(92)	0.00%
40050:Taxes - Unitary and Op Non-Unitary Property	(2.294)	0	(2.294)	0.00%
40060:Taxes - Current Unsecured Property	(1.115)	(1.176)	61	105.49%
RC0060 Taxes - Current Unsecured Property (GL40060)		(1.176)	1.176	
40070:Taxes - Delinquent Secured Property	(1)	0	(1)	0.00%
40090:Taxes - Delinquent Unsecured Property	(15)	0	(15)	0.00%
40100:Taxes - Current Supplemental Property	(1.603)	(25)	(1.578)	1.56%
RC0110 Taxes - Current Supplemental Property (GL40100)		(25)	25	
40110:Taxes - Delinquent Supplemental Property	(1)	0	(1)	0.00%
40180:Other Taxes	(318.240)	0	(318.240)	0.00%
42010:Investment Income	(30.600)	(5.530)	(25.070)	18.07%
RC0560 Interest / Investment Income (GL42010)		(5.530)	5.530	
42030:Short-Term Rents and Concessions	(6.000)	0	(6.000)	0.00%
44350:State Homeowners Property Tax Relief	(387)	0	(387)	0.00%
46030:Direct Charges	(5,109.259)	111	(5,109.370)	(0.00%)
RC1720 Direct Charges (GL46030)		111	(111)	
48030:Miscellaneous	(20.000)	(1.492)	(18.508)	7.46%
RC3080 Miscellaneous Other Revenue (GL48030)		(1.492)	1.492	
<b>Total Revenue</b>	<b>(5,550.882)</b>	<b>(8.123)</b>	<b>(5,542.759)</b>	<b>0.15%</b>

<b>Ledger Account / Spend Category</b>	<b>Budget</b>	<b>Actuals</b>	<b>Balance</b>	<b>% of Budget</b>
51010:Salaries and Wages	2,214.145	646.980	1,567.165	29.22%
SC1010 Salaries and Wages (GL51010)		646.980	(646.980)	
51030:Extra Help	27.200	0	27.200	0.00%
51040:Overtime and Call Back	15.118	5.150	9.968	34.06%
SC1040 Overtime and Call Back (GL51040)		5.150	(5.150)	
51210:Retirement	259.997	115.935	144.062	44.59%
SC1210 CalPERS (GL51210)		54.702	(54.702)	
SC1852 CalPERS (GL51210)		61.233	(61.233)	
51220:Payroll Tax	45.845	10.443	35.402	22.78%
SC1220 FICA (GL51220)		10.443	(10.443)	
51240:Other Postemployment Benefits (OPEB)	116.828	8.547	108.281	7.32%
SC1858 Other Post Employment Benefits (OPEB) (GL51240)		8.547	(8.547)	
51350:Emp Benefits Other Agencies	418.228	133.881	284.347	32.01%
SC1888 Employee Benefits Other Agencies (GL51350)		133.881	(133.881)	
51380:Other Benefits	1.308	327	981	24.99%
SC1897 Other Benefits (GL51380)		327	(327)	
52020:Pesticides	610.893	103.182	507.711	16.89%
SC2030 Poisons, Pesticides and Chemicals - Agricultural and Industrial (GL52020)		103.182	(103.182)	
52030:Clothing and Personal	6.100	400	5.700	6.56%
SC2040 Work Clothes (GL52030)		400	(400)	

**Placer Mosquito and Vector Control District**  
**Budget to Actuals Fiscal Year to Date October 31, 2022**

<b>Ledger Account / Spend Category</b>	<b>Budget</b>	<b>Actuals</b>	<b>Balance</b>	<b>% of Budget</b>
52040:Communication Services Expense	75.192	9.524	65.668	12.67%
SC2085 Communication Services - Telephone (GL52040)		9.524	(9.524)	
52050:Food	800	82	718	10.21%
SC2110 Food and Water. All Types (GL52050)		82	(82)	
52060:Janitorial Supplies	1.448	432	1.016	29.82%
SC2120 Janitorial Supplies (GL52060)		432	(432)	
52080:Insurance	187.013	181.602	5.411	97.11%
SC2140 Insurance and Insurance Services (GL52080)		181.602	(181.602)	
52140:Parts	14.000	1.168	12.832	8.34%
SC2200 Automotive Accessories, Equipment and Parts (GL52140)		1.168	(1.168)	
52160:Maintenance	19.500	10.203	9.297	52.32%
SC2260 Equipment Maintenance & Repair Services for Vehicles & Aircraft (GL52160)		9.394	(9.394)	
SC2270 Equipment Maintenance & Repair Services for General Equipment (GL52160)		809	(809)	
52161:Maintenance - Building	36.961	14.211	22.750	38.45%
SC2861 Maintenance - Building - 1099 Reportable (GL52161)		14.211	(14.211)	
52170:Fuels & Lubricants	51.750	17.384	34.366	33.59%
SC2340 Gasoline, All Types (GL52170)		17.384	(17.384)	
52180:Materials - Buildings & Improvements	1.500	0	1.500	0.00%
52190:Maintenance - Janitorial	6.780	2.260	4.520	33.33%
SC2430 Janitorial Management Services - 1099 Reportable (GL52190)		2.260	(2.260)	
52210:Services	342.000	175.177	166.823	51.22%
SC2455 Airplane/Helicopter Services NOC - 1099 Reportable (GL52210)		175.177	(175.177)	
52220:Laboratory Supplies	77.300	24.010	53.290	31.06%
SC2480 Clinical Laboratory Reagents and Tests (GL52220)		849	(849)	
SC2500 Gases, Lab / Medical / Welding (GL52220)		2.929	(2.929)	
SC2521 Laboratory Supplies (GL52220)		20.233	(20.233)	
52240:Professional / Membership Dues	29.017	28.622	395	98.64%
SC2550 Membership / Registration / Association / Warranties (GL52240)		28.622	(28.622)	
52245:Warranties	6.284	5.024	1.260	79.95%
SC2555 Warranties (GL52245)		5.024	(5.024)	
52260:Misc Expense	0	(8.458)	8.458	0.00%
SC2570 Misc Expense (GL52260)		(8.458)	8.458	
52330:Other Supplies	15.918	2.047	13.871	12.86%
SC2650 First Aid and Safety Equipment and Supplies (GL52330)		396	(396)	
SC2660 Office Supplies (GL52330)		1.651	(1.651)	
52340:Postage	275	8	267	2.83%
SC2790 Postage (GL52340)		8	(8)	
52360:Professional and Special Services - General	151.809	33.076	118.733	21.79%
SC2820 Personnel Services - 1099 Reportable (GL52360)		6.096	(6.096)	
SC2840 Collection Charges - 1099 Reportable (GL52360)		22.225	(22.225)	
SC2940 Consulting Services - 1099 Reportable (GL52360)		1.050	(1.050)	
SC2945 Uniform Rental and Laundry Services - 1099 Reportable (GL52360)		1.920	(1.920)	
SC3010 Alarm Services - 1099 Reportable (GL52360)		1.785	(1.785)	
52370:Professional and Special Services - Legal	15.000	6.206	8.794	41.38%
SC3130 Legal Services - 1099 Reportable (GL52370)		6.206	(6.206)	



**Placer Mosquito and Vector Control District**  
**Budget to Actuals Fiscal Year to Date October 31, 2022**

<b>Ledger Account / Spend Category</b>	<b>Budget</b>	<b>Actuals</b>	<b>Balance</b>	<b>% of Budget</b>
52380:Professional and Special Services - Technical, Engineering & Environmental	39,911	7,109	32,802	17.81%
SC3150 Grounds Maintenance Services - 1099 Reportable (GL52380)		2,045	(2,045)	
SC3255 Vector and Disease Testing - 1099 Reportable (GL52380)		3,938	(3,938)	
SC3280 Security, Fire, Safety, and Emergency Services NOC (GL52380)		440	(440)	
SC3322 Hazardous Waste (GL52380)		686	(686)	
52390:Professional and Special Services - County	12,001	0	12,001	0.00%
52400:Professional and Special Services - Information Technology	145,326	31,056	114,270	21.37%
SC3370 Data Processing, Computer Programming, & Software Services (GL52400)		8,330	(8,330)	
SC3380 Computer Management Services - 1099 Reportable (GL52400)		22,726	(22,726)	
52440:Short-Term Rents and Leases - Equipment	8,647	809	7,838	9.36%
SC3460 Short-Term Equipment Rental or Lease Services (GL52440)		809	(809)	
52450:Short-Term Rents and Leases - Buildings & Improvements	26,989	8,996	17,993	33.33%
SC3480 Short-Term Real Property Rental or Lease - 1099 Reportable (GL52450)		8,996	(8,996)	
52460:Small Tools & Instruments	11,000	881	10,119	8.01%
SC3530 Hardware and Related Items (GL52460)		881	(881)	
52480:PC Acquisition	10,500	0	10,500	0.00%
52520:Trustee Meetings Compensation	8,400	3,500	4,900	41.67%
SC3630 Trustee Meetings Compensation - 1099 Reportable (GL52520)		3,500	(3,500)	
52560:Small Equipment	15,000	10,185	4,815	67.90%
SC3710 Electronic Equipment, Parts, and Accessories (GL52560)		8,242	(8,242)	
SC3881 Visual Education Supplies (GL52560)		1,943	(1,943)	
52570:Advertising	75,157	48,764	26,393	64.88%
SC3890 Marketing Services - 1099 Reportable (GL52570)		48,469	(48,469)	
SC3895 Publications and Legal Notices (GL52570)		294	(294)	
52590:Tuition Reimbursement	4,000	0	4,000	0.00%
52650:Landfill Dump Fee	110	0	110	0.00%
52785:Training / Education	2,700	78	2,622	2.89%
SC4000 Educational/Training Services - 1099 Reportable (GL52785)		78	(78)	
52790:Transportation and Travel	23,385	453	22,932	1.94%
SC4290 Mileage (GL52790)		453	(453)	
52800:Utilities	79,546	17,433	62,113	21.92%
SC4340 Utilities (GL52800)		17,433	(17,433)	
53040:Lease Purchase Principal	279,000	279,000	0	100.00%
SC4720 Lease Purchase Principal (GL53040)		279,000	(279,000)	
53080:Lease Purchase Interest	61,001	32,635	28,366	53.50%
SC4760 Lease Purchase Interest (GL53080)		32,635	(32,635)	
<b>Total Expenses ( Non Capital Assets )</b>	<b>5,550,882</b>	<b>1,968,320</b>	<b>3,582,562</b>	<b>35.46%</b>
54450:Equipment	0	41,753	(41,753)	0.00%
SC2520 CA Laboratory Equipment (GL54450)		41,753	(41,753)	0.00%
<b>Total Capital Assets</b>		<b>41,753</b>	<b>(41,753)</b>	
<b>Total Expenses</b>	<b>5,550,882</b>	<b>2,010,073</b>	<b>3,540,809</b>	<b>36.21%</b>

**This page was intentionally left blank.**

## Warrants September-October 2022

Payment Date	Payment Category	Payee	Payment Type	Payment Amount
9/1/2022	Ad Hoc Payment	MICHAEL BEATTY	Check	201.50
9/6/2022	Supplier Payment	REPLICON INC	Check	208.00
9/7/2022	Supplier Payment	CALPERS	Automatic Wire Payment	30,498.42
9/8/2022	Supplier Payment	BURCHAM, KELLY J	Check	1,010.59
9/8/2022	Supplier Payment	CLARK, PATRICK SPENCER	Check	1,500.00
9/8/2022	Supplier Payment	HAURY, RITA E	Check	456.06
9/8/2022	Supplier Payment	HUNT & SONS INC	Check	2,565.33
9/8/2022	Supplier Payment	JASSO, DAVID C	Check	395.00
9/8/2022	Supplier Payment	LIBERTY UTILITIES CO	Check	62.57
9/8/2022	Supplier Payment	PACIFIC GAS & ELECTRIC COMPANY	Check	161.61
9/8/2022	Supplier Payment	RIEBES AUTO PARTS LLC	Check	15.69
9/8/2022	Supplier Payment	RIEBES AUTO PARTS LLC	Check	15.69
9/8/2022	Supplier Payment	ROSEVILLE CITY OF	Check	4,466.57
9/8/2022	Supplier Payment	ROSEVILLE CITY OF	Check	4,466.57
9/8/2022	Supplier Payment	ROSEVILLE CITY OF	Check	4,466.57
9/8/2022	Supplier Payment	THE LEGACY GROUP INC	Check	788.98
9/8/2022	Supplier Payment	VERIZON WIRELESS	Check	1,815.41
9/9/2022	Supplier Payment	ARAMARK UNIFORM & CAREER APPAREL GROUP INC	Check	217.28
9/9/2022	Supplier Payment	ARAMARK UNIFORM & CAREER APPAREL GROUP INC	Check	217.28
9/9/2022	Ad Hoc Payment	CASDU - California State Disbursement Unit (SDU)	EFT Child Support	1,178.76
9/9/2022	Supplier Payment	CITIBANK NA	Check	220.54
9/9/2022	Supplier Payment	INFINITY TECHNOLOGIES	Check	6,854.50
9/12/2022	Supplier Payment	ARENA PESTICIDE MANAGEMENT INC	Check	46,813.00
9/15/2022	Supplier Payment	ARAMARK UNIFORM & CAREER APPAREL GROUP INC	Check	87.20
9/15/2022	Supplier Payment	CEQUEL CORPORATION	Check	142.93
9/15/2022	Supplier Payment	CONSOLIDATED COMMUNICATIONS OF CALIFORNIA COMPANY	Check	837.78
9/15/2022	Supplier Payment	CONSOLIDATED COMMUNICATIONS OF CALIFORNIA COMPANY	Check	837.78
9/15/2022	Supplier Payment	JOHN WALKER HEATING AND COOLING	Check	1,252.91
9/15/2022	Supplier Payment	LIFE TECHNOLOGIES CORPORATION	Check	5,848.69
9/15/2022	Supplier Payment	LIFE TECHNOLOGIES CORPORATION	Check	5,848.69
9/15/2022	Supplier Payment	MEDPRO WASTE DISPOSAL LLC (Hold)	Check	280.24
9/15/2022	Supplier Payment	MEDPRO WASTE DISPOSAL LLC (Hold)	Check	280.24
9/15/2022	Supplier Payment	SOUTHWEST GAS CORP	Check	11.00
9/16/2022	Supplier Payment	FUTURE FORD INC	Check	128.88
9/16/2022	Supplier Payment	HARRIS INDUSTRIAL GASES	Check	637.69
9/16/2022	Supplier Payment	HARRIS INDUSTRIAL GASES	Check	637.69
9/16/2022	Supplier Payment	HARRIS INDUSTRIAL GASES	Check	637.69
9/16/2022	Supplier Payment	HARRIS INDUSTRIAL GASES	Check	637.69
9/16/2022	Supplier Payment	HARRIS INDUSTRIAL GASES	Check	637.69
9/16/2022	Supplier Payment	MIDAMERICA ADMINISTRATIVE & RETIREMENT SOLUTIONS	Check	3,448.54
9/16/2022	Supplier Payment	SCI CONSULTING GROUP	Check	22,224.63
9/16/2022	Supplier Payment	TEXAS LIFE INSURANCE COMPANY	Check	116.00
9/19/2022	Supplier Payment	TRIPEPI SMITH & ASSOCIATES INC	Check	280.00
9/23/2022	Ad Hoc Payment	CASDU - California State Disbursement Unit (SDU)	EFT Child Support	1,178.76
9/26/2022	Supplier Payment	ALESHIRE & WYNDER LLP	Check	5,317.00
9/26/2022	Supplier Payment	ARAMARK UNIFORM & CAREER APPAREL GROUP INC	Check	130.08
9/26/2022	Supplier Payment	BARTKIEWICZ, KRONICK & SHANAHAN	Check	251.25
9/26/2022	Supplier Payment	BUCKMASTER BUSINESS MACHINES	Check	43.88
9/26/2022	Supplier Payment	GANNETT MEDIA SERVICES LLC	Check	2,500.00
9/26/2022	Supplier Payment	HARRIS INDUSTRIAL GASES	Check	274.71
9/26/2022	Supplier Payment	MOSQUITO & VECTOR CONTROL ASSOCIATION OF CALIFORNIA	Check	3,520.00
9/26/2022	Supplier Payment	REPLICON INC	Check	208.00
9/26/2022	Supplier Payment	RIEBES AUTO PARTS LLC	Check	237.57
9/26/2022	Supplier Payment	RIEBES AUTO PARTS LLC	Check	237.57
9/26/2022	Supplier Payment	TOLLEFSON & ASSOCIATES INC -dba BATTERIES PLUS BULBS	Check	614.33
9/27/2022	Supplier Payment	ARAMARK UNIFORM & CAREER APPAREL GROUP INC	Check	86.67
9/27/2022	Supplier Payment	REGIONAL GOVERNMENT SERVICES AUTHORITY	Check	1,247.02
9/27/2022	Supplier Payment	STAR INDUSTRIES (Hold)	Check	1,695.00
9/27/2022	Supplier Payment	STAR INDUSTRIES (Hold)	Check	1,695.00
9/27/2022	Supplier Payment	STAR INDUSTRIES (Hold)	Check	1,695.00
9/27/2022	Supplier Payment	US BANCORP	Check	8,418.72
9/29/2022	Supplier Payment	HARRIS INDUSTRIAL GASES	Check	274.71
9/29/2022	Supplier Payment	LIFE TECHNOLOGIES CORPORATION	Check	909.65
9/29/2022	Supplier Payment	ROSEVILLE CITY OF	Check	878.16
9/29/2022	Supplier Payment	ROSEVILLE CITY OF	Check	878.16
9/29/2022	Supplier Payment	US BANK NA	Check	167.02
9/30/2022	Supplier Payment	DYNAMISM INC (Hold)	Check	80.75
9/30/2022	Supplier Payment	HUNT & SONS INC	Check	1,903.20
9/30/2022	Supplier Payment	PRINCIPAL LIFE INSURANCE COMPANY	Check	3,827.32
9/30/2022	Supplier Payment	ROSEVILLE CITY OF	Check	3,490.15

## Warrants September-October 2022

10/4/2022	Supplier Payment	JOHN WALKER HEATING AND COOLING	Check	1,827.74
10/4/2022	Supplier Payment	JOHN WALKER HEATING AND COOLING	Check	1,827.74
10/5/2022	Supplier Payment	ARNAUDO BROS LP	Check	2,249.10
10/5/2022	Supplier Payment	CALPERS	Automatic Wire Payment	28,778.65
10/5/2022	Supplier Payment	MIDAMERICA ADMINISTRATIVE & RETIREMENT SOLUTIONS	Check	3,448.54
10/7/2022	Supplier Payment	ADAPCO LLC	Check	61,611.46
10/7/2022	Supplier Payment	ADAPCO LLC	Check	61,611.46
10/7/2022	Supplier Payment	ARAMARK UNIFORM & CAREER APPAREL GROUP INC	Check	130.08
10/7/2022	Supplier Payment	BURCHAM, KELLY J	Check	1,010.59
10/7/2022	Supplier Payment	CALIFORNIA STATE OF Vector-borne Disease Section	Check	78.00
10/7/2022	Ad Hoc Payment	CASDU - California State Disbursement Unit (SDU)	EFT Child Support	1,178.76
10/7/2022	Supplier Payment	CEQUEL CORPORATION	Check	142.93
10/7/2022	Supplier Payment	FUTURE FORD INC	Check	211.30
10/7/2022	Supplier Payment	HAURY, RITA E	Check	456.06
10/7/2022	Supplier Payment	HUNT & SONS INC	Check	2,548.74
10/7/2022	Supplier Payment	INFINITY TECHNOLOGIES	Check	7,354.50
10/7/2022	Supplier Payment	LIBERTY UTILITIES CO	Check	70.07
10/7/2022	Supplier Payment	PACIFIC GAS & ELECTRIC COMPANY	Check	162.47
10/7/2022	Supplier Payment	VERIZON WIRELESS	Check	1,833.89
10/11/2022	Supplier Payment	CITIBANK NA	Check	42.82
10/11/2022	Supplier Payment	PATRICK J ROONEY	Check	640.00
10/13/2022	Supplier Payment	ARAMARK UNIFORM & CAREER APPAREL GROUP INC	Check	86.67
10/13/2022	Supplier Payment	HARRIS INDUSTRIAL GASES	Check	254.00
10/13/2022	Supplier Payment	HARRIS INDUSTRIAL GASES	Check	254.00
10/13/2022	Supplier Payment	JASSO, DAVID C	Check	395.00
10/13/2022	Supplier Payment	RIEBES AUTO PARTS LLC	Check	2.86
10/13/2022	Supplier Payment	SPARK CREATIVE DESIGN	Check	312.44
10/13/2022	Supplier Payment	VWR INTERNATIONAL LLC	Check	1,499.90
10/13/2022	Supplier Payment	VWR INTERNATIONAL LLC	Check	1,499.90
10/13/2022	Supplier Payment	VWR INTERNATIONAL LLC	Check	1,499.90
10/17/2022	Supplier Payment	AMERICAN FIDELITY ASSURANCE	Check	1,611.46
10/17/2022	Supplier Payment	AMERICAN FIDELITY ASSURANCE	Check	1,611.46
10/17/2022	Supplier Payment	CONSOLIDATED COMMUNICATIONS OF CALIFORNIA COMPANY	Check	836.73
10/17/2022	Supplier Payment	CONSOLIDATED COMMUNICATIONS OF CALIFORNIA COMPANY	Check	836.73
10/17/2022	Supplier Payment	HARRIS INDUSTRIAL GASES	Check	173.82
10/17/2022	Supplier Payment	RIEBES AUTO PARTS LLC	Check	4.59
10/17/2022	Supplier Payment	SOUTHWEST GAS CORP	Check	11.00
10/17/2022	Supplier Payment	US BANK NA	Check	186.87
10/21/2022	Supplier Payment	ARAMARK UNIFORM & CAREER APPAREL GROUP INC	Check	130.08
10/21/2022	Ad Hoc Payment	CASDU - California State Disbursement Unit (SDU)	EFT Child Support	1,178.76
10/21/2022	Supplier Payment	FUTURE FORD INC	Check	1,411.85
10/21/2022	Supplier Payment	FUTURE FORD INC	Check	1,411.85
10/21/2022	Supplier Payment	FUTURE FORD INC	Check	1,411.85
10/21/2022	Supplier Payment	REPLICON INC	Check	200.00
10/21/2022	Supplier Payment	SPARK CREATIVE DESIGN	Check	690.69
10/21/2022	Supplier Payment	VWR INTERNATIONAL LLC	Check	120.79
10/25/2022	Supplier Payment	BUCKMASTER BUSINESS MACHINES	Check	13.11
10/25/2022	Supplier Payment	CALIFORNIA SPECIAL DISTRICTS ASSOCIATION	Check	8,810.00
10/25/2022	Supplier Payment	CLARK, PATRICK SPENCER	Check	1,500.00
10/25/2022	Supplier Payment	FOOTHILL FIRE PROTECTION INC	Check	1,091.42
10/25/2022	Supplier Payment	FOOTHILL FIRE PROTECTION INC	Check	1,091.42
10/25/2022	Supplier Payment	REGIONAL GOVERNMENT SERVICES AUTHORITY	Check	281.91
10/25/2022	Supplier Payment	STAPLES INC	Check	301.69
10/25/2022	Supplier Payment	TEXAS LIFE INSURANCE COMPANY	Check	116.00
10/25/2022	Supplier Payment	TRIEPEI SMITH & ASSOCIATES INC	Check	280.00
10/25/2022	Supplier Payment	VECTOR CONTROL JOINT POWERS AGENCY	Check	326.88
10/26/2022	Ad Hoc Payment	EVERARDO ORTIZ-RODRIGUEZ	Check	200.00
10/26/2022	Ad Hoc Payment	STEVE CROSBY	Check	200.00
10/31/2022	Supplier Payment	ARAMARK UNIFORM & CAREER APPAREL GROUP INC	Check	86.67
10/31/2022	Supplier Payment	ARNAUDO BROS LP	Check	2,249.10
10/31/2022	Supplier Payment	HUNT & SONS INC	Check	2,407.87
10/31/2022	Supplier Payment	MIDAMERICA ADMINISTRATIVE & RETIREMENT SOLUTIONS	Check	3,448.54
10/31/2022	Supplier Payment	PRINCIPAL LIFE INSURANCE COMPANY	Check	3,827.32
10/31/2022	Supplier Payment	STAR INDUSTRIES (Hold)	Check	565.00
10/31/2022	Supplier Payment	VWR INTERNATIONAL LLC	Check	312.88

## Board Review and Consideration to Set Board Meeting Dates for January and February 2023

---

### **Background:**

Regular Board meetings are normally held on third Mondays of the month. In 2023, two of those dates fall on District Holidays (January 1/16/23 and February 2/20/23).

To work around the holidays, we propose the following:

- Reschedule January meeting to January 23, 2023.
- Cancel February 2023 meeting.

---

### **Fiscal Impact:**

None.

---

### **Staff Recommendation:**

Staff recommends the Board accept new dates for the regular Board Meetings for January and cancel the February meeting.

**This page was intentionally left blank.**



## Truckee Field Station

Reporting period: November 2022

Prepared by: Angella Falco, Field Station Manager

### 2022 Mosquito Surveillance

Adult mosquito surveillance in Zone 6 began on May 18 and concluded on October 19, 2022. Typically, weekly surveillance consists of CO<sub>2</sub> baited Fay-Prince traps placed at 7 fixed sites throughout the high Sierra. This year due to staffing shortages, trapping was reduced to 2 traps in the most populated areas, Kings Beach and Tahoe City. Since we weren't able to set all 7 traps, it's impossible to determine whether mosquito numbers overall were up or down for Zone 6, but we can compare the data from Kings Beach and Tahoe City.

2021 Collection Report - Totals		
Species	M	F
Ae cataphylla	0	0
Ae clivis	0	2
Ae fitchii	0	1
Ae hexodontus	0	0
Ae increpitus	0	28
Ae pullatus	0	0
Ae schizopinax	0	0
Ae sierrensis	50	17
Ae tahoensis	0	0
Ae ventrovittis	0	1
Cs incidens	2	81
Cs inornata	0	12
Cx pipiens	0	1
Cx tarsalis	3	111
Totals	55	254

**Table 1.** Overall mosquito abundance at Kings Beach and Tahoe City for 2021.



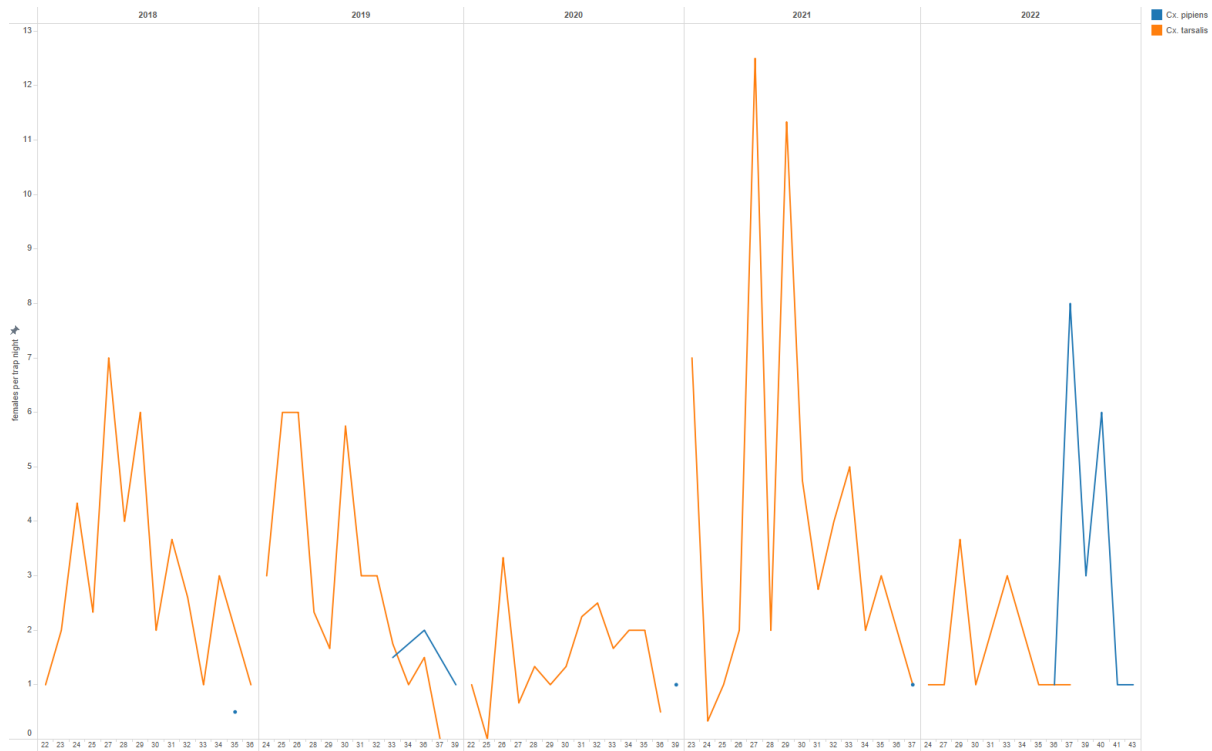
2022 Collection Report - Totals		
Species	M	F
Ae cataphylla	0	1
Ae hexodontus	0	0
Ae increpitus	1	27
Ae pullatus	0	0
Ae schizopinax	0	0
Ae sierrensis	220	79
Ae tahoensis	0	1
Ae ventrovittis	0	1
Cs incidens	0	19
Cs inornata	6	23
Cx pipiens	0	20
Cx tarsalis	0	26
<b>Totals</b>	<b>227</b>	<b>196</b>

**Table 2.** Overall mosquito abundance at Kings Beach and Tahoe City for 2022.

While overall abundance for these 2 sites was up for 2022, there was an unusually large number of *Aedes sierrensis* this year. If *sierrensis* numbers are removed from the count, abundance overall was actually down.

The County's primary vectors for West Nile virus, *Culex tarsalis* and *Culex pipiens* can be found even at the higher elevation trap sites in Zone 6. In the summer months, *Culex tarsalis* are frequently found in the Kings Beach trap from July to September, while *Culex pipiens* can appear sporadically in small numbers at several different traps sites. This year we saw *Cx. tarsalis* begin to appear weekly in the Kings Beach trap at week 26, and then was joined by *Cx. pipiens* in week 35. There was a 2 week overlap where both species appeared in the trap together and then from week 37 through week 42, only *Cx. pipiens* were being collected. As you can see in Figure 1, we've never seen *Cx pipiens* persist at a single site in Zone 6 for this length of time. We'll be watching for this in 2023.





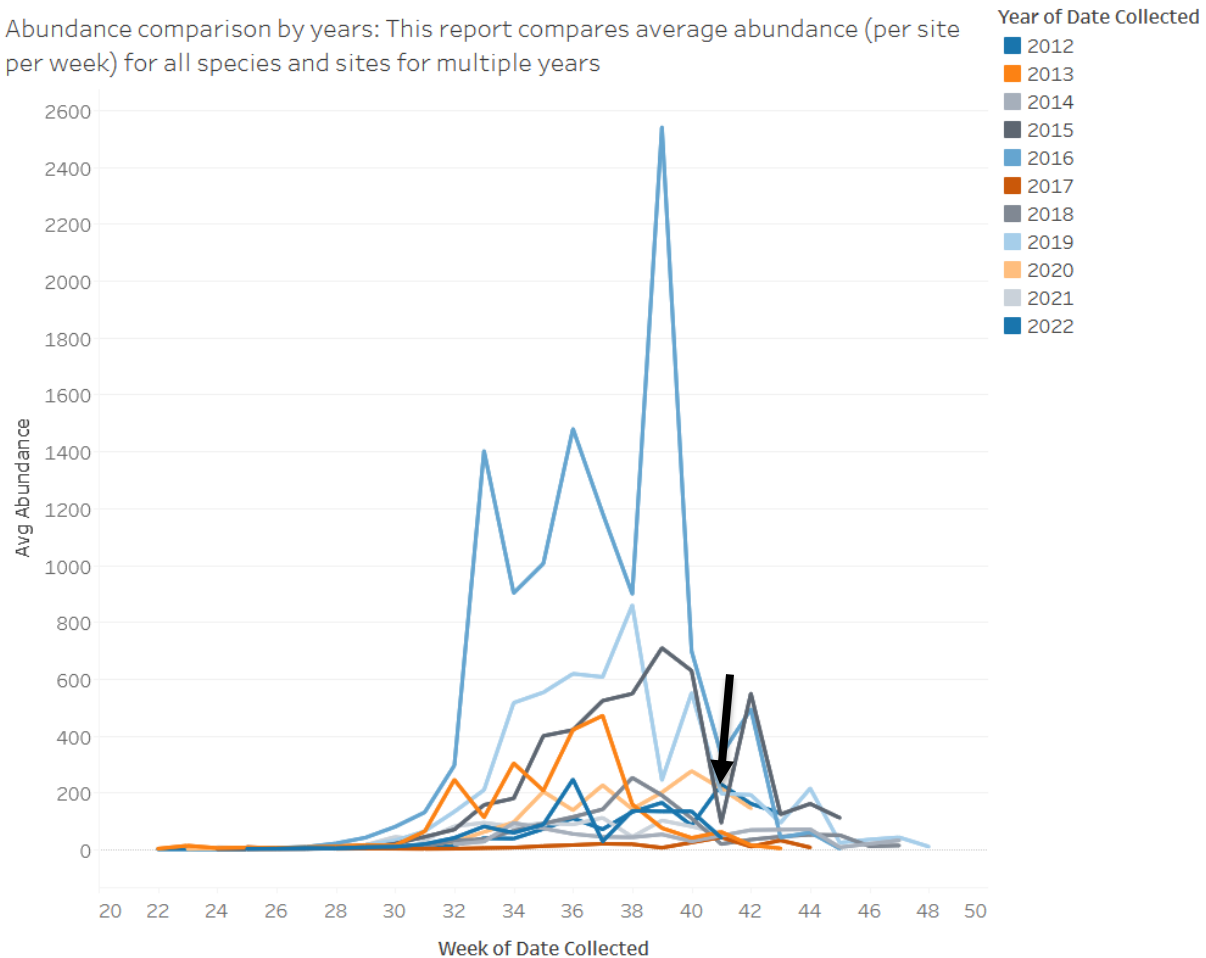


**Figure 2.** Placer yellowjacket trap

Yellowjacket numbers were noticeably lower this year and accounted for only 2 service requests in Zone 6. Numbers were so low in fact, across all surveillance sites, that we did not meet the minimum yellowjacket numbers required in August to participate in the UC Riverside yellowjacket bait project this year. Surveillance will resume in May 2023 and we hope to have the numbers necessary next summer to again participate in the bait project.



Abundance comparison by years: This report compares average abundance (per site per week) for all species and sites for multiple years



**Figure 3.** Yellowjacket abundance 2012-2022. Black arrow delineates blue 2022 abundance line.

### **2022 Tick Surveillance**

Adult tick surveillance for the season began in October and will continue through April. Surveillance will be completed twice a month on each of ten trails. All *Ixodes pacificus* adults will be tested for *Borrelia* group bacteria (*miyamotoi* and *burdorferi*). On December 1<sup>st</sup>, all tick surveillance leads will participate in a yearly surveillance refresher, to ensure that measurements and techniques are consistent amongst staff.

Nymphal surveillance will be conducted March through June 2023 and will occur once a month on each of 5 trails. Flagging will be conducted on known nymphal substrates, logs and rocks, and all nymphs collected will be individually tested for the same *Borrelia* group bacteria.

**This page was intentionally left blank.**



## Public Information and Outreach Report

Reporting period: October 2022

Prepared by: Meagan Luevano, Public Information Officer

---

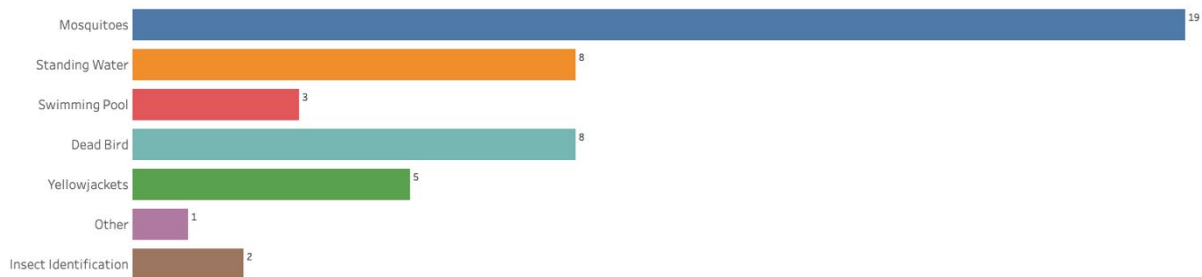
### AT-A-GLANCE

- **Presentation:** End of Season Recap + Advertising Analytic Report
- Participated in three community outreach events in October

### AUGUST SERVICE REQUESTS & PHONE LOG

- 313 inbound calls

In October 2022, a total of 46 service requests were submitted.



### INTERNAL COMMUNICATIONS & NEWS

- Ongoing customer satisfaction survey – development in progress.
  - To be sent via MailChimp quarterly to assess resident satisfaction with our services – launch in Spring 2023.
- Staff and board photoshoot and headshots – Winter/Spring 2023
- Legislative introduction and office tours – Spring 2023

### MEDIA RELATIONS

- None to report

### PROFESSIONAL TRAININGS & CONFERENCES

- MVCAC Fall Meeting, November 1-3 - participated
- MVCAC Planning Meeting, December 5-7
- MVCAC Annual Conference, January 2023 – presenting
- AMCA Annual Conference, February 2023

### COMMUNITY OUTREACH AND EDUCATION EVENTS

- None planned

### SCHOOL OUTREACH





- Planning for fall and spring in-person assemblies



## OUTREACH MATERIALS/SOCIAL MEDIA/ADVERTISING

- Ongoing social media development
- Monthly eblasts
- Weekly treatment updates
- Redesign of event marketing materials and giveaways

## SOCIAL MEDIA ANALYTICS DASHBOARD

Profile ↕	Audience ↕	Net Audience Growth ↕	Published Posts ↕	Impressions ↕	Engagements ↕	Engagement Rate (per Impression) ↕	Video Views ↕
<b>Reporting Period</b>	<b>3,021</b>	<b>17</b>	<b>44</b>	<b>13,244</b>	<b>274</b>	<b>2.1%</b>	<b>90</b>
Oct 1, 2022 – Oct 31, 2022	↗ 0.8%	↗ 70%	↗ 15.8%	↗ 110.1%	↗ 10%	↘ 47.6%	↘ 40%
<b>Compare to</b>	<b>2,997</b>	<b>10</b>	<b>38</b>	<b>6,303</b>	<b>249</b>	<b>4%</b>	<b>150</b>
Sep 1, 2022 – Sep 30, 2022							
  placermosquito	422	9	9	757	43	5.7%	43
 @PlacerMosquito	1,102	-1	15	2,883	71	2.5%	17
 Placer Mosquito & Ve...	1,497	9	20	9,604	160	1.7%	30

# Field Operations and Surveillance Report

Prepared November 15, 2022

Assistant Manager: Jake Hartle

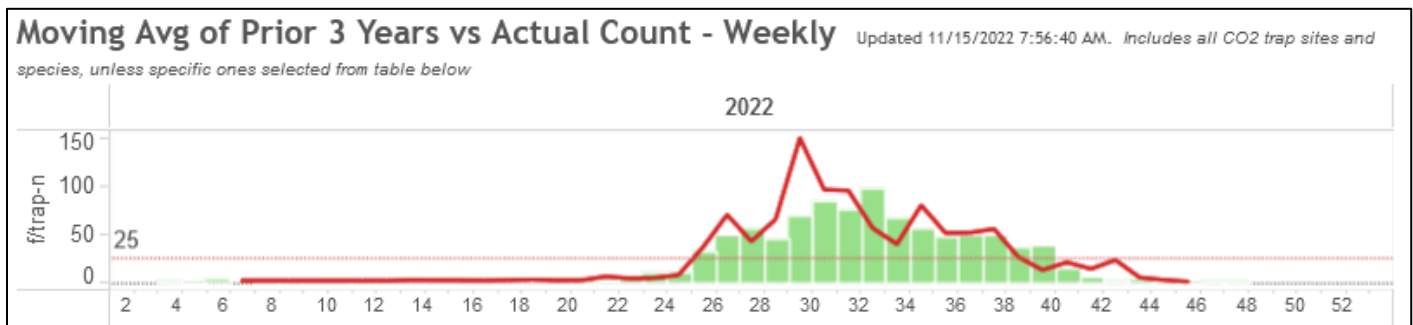
Contributors: Mike Ashey, Scott Schon, Phil Spinks

## Mosquito Surveillance & Vector-borne Disease Testing

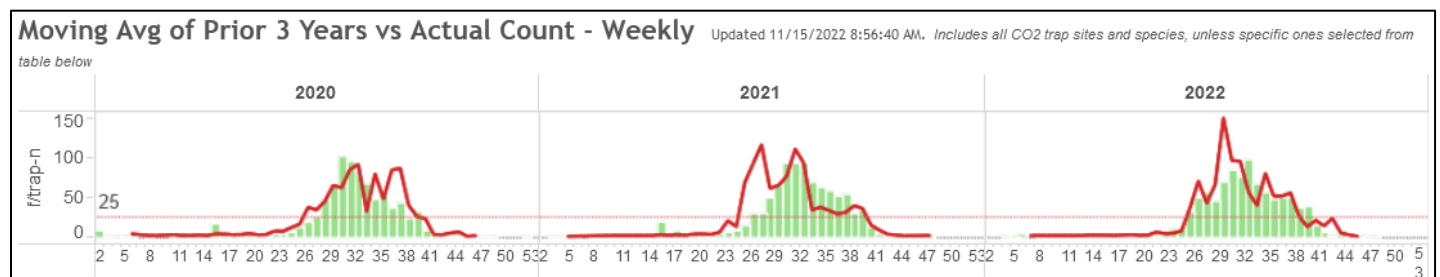
### Adult Mosquito Abundance

- Adult *Culex tarsalis* exhibited a sharp decline in abundance starting in the middle of September, typically this decrease coincides with the harvesting of the rice (Figure 1).
- *Culex tarsalis* was higher than the previous three years but remained approximate to the 3-year average (Figure 2).
- The abundance of *Culex pipiens* (primary sources include catch basins and the Sierra Pacific Industries mill), had a small bi-modal peak in 2022, but remained lower than the 3-year average (Figure 3).
- On October 16, weekly mosquito surveillance switched from our peak mosquito season trap runs to our winter trap runs. During our peak season we set 60 weekly traps, for the winter season we reduce the number of weekly traps to 12.

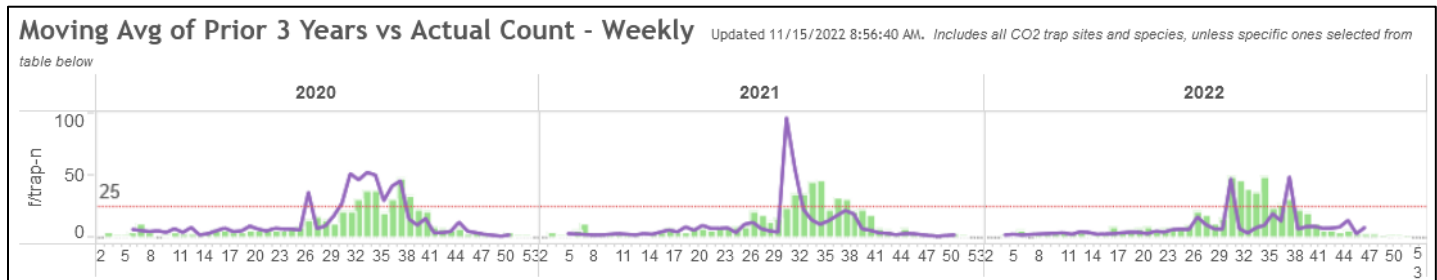
**Figure 1.** *Cx. tarsalis* adult mosquito counts per trap night (red line), compared to the three-year average (green bars) by calendar week of 2022. Week 46 is November 6-12.



**Figure 2.** *Cx. tarsalis* adult mosquito counts per trap night (red line), compared to the 3-year weekly average (green bars) by calendar week of 2020 - 2022.



**Figure 3.** *Cx. pipiens* adult mosquito counts per trap night (purple line), compared to the 3-year weekly average (green bars) by calendar week of 2020 - 2022.



### Vector-borne Disease Testing

- During the 2022 mosquito season 1,926 *Culex spp.* mosquito samples and 53 dead birds were tested or for WNV (Table 1).
- The total mosquitoes tested consisted of 77 *Cx. erythrothorax*, 595 *Cx. pipiens*, 158 *Cx. stigmatosoma*, 1,054 *Cx. tarsalis*, and 42 *Cx. thriambus* samples, of which two *Cx. pipiens* and 87 *Cx. tarsalis* samples were positive for WNV (Table 2, Figure 4). This is in comparison to only 68 positive samples (7 Birds) in 2021 and 61 positive samples in 2020 (Figure 4).

**Table 1.** Positive detections for WNV between March and October of 2022, ( ) indicates number of positive samples

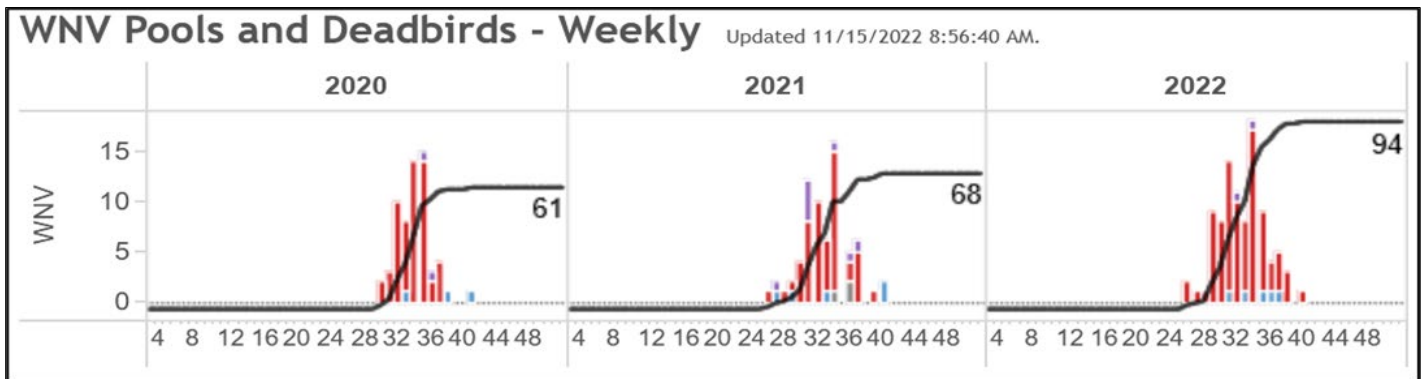
Positive Detections for 2022 Year to Date (January 1- October 31)			
	WNV	SLE	WEE
Mosquito Samples	89/1926	NA	NA
Dead Birds	5/53	NA	NA

**Table 2.** *Culex spp.* pools tested by month for WNV between March and October of 2022, ( ) indicates number of positive samples.

<i>Culex spp.</i>	March	April	May	June	July	August	September	October	Total
<i>erythrothorax</i>	1	0	5	20	10	11	11	19	77
<i>pipiens</i>	12	42	57	135	114	104 (2)	79	52	595 (2)
<i>stigmatosoma</i>	1	4	14	29	16	33	36	25	158
<i>tarsalis</i>	5	34	43	240 (3)	285 (31)	264 (45)	125 (8)	58	1,054 (87)
<i>thriambus</i>	0	2	1	3	6	14	16	0	42



**Figure 4.** Cumulative positive WNV samples for 2020 - 2022 (black line), weekly positive *Cx. tarsalis* WNV samples (red bars), weekly positive *Cx. pipiens* samples (purple bars), and weekly positive dead birds (blue bars) for 2020 - 2022.



### Vector-borne Disease Response and Operations

- **Aerial Adulticide Treatments**

- For the 2022 season, in response to high abundance of adult *Culex tarsalis* and positive West Nile virus mosquitoes, we made 13 aerial adulticide ultra-low volume (ULV) applications totaling over 127,000 acres of rural western Placer County (Table 3)

- **Ground Adulticide Treatments**

- In response to high abundance of positive West Nile virus mosquitoes, 19 ground adulticide truck applications were made, treating over 5,350 acres.
- In 2021, a total of 28 ground ULV applications were made, treating almost 9,000 acres.

**Table 3.** Total number of aerial adulticide missions flown and total acreage per year and month.

Acres Treated by Aerial Adulticide						
Year	Total Missions	June	July	August	September	Yearly Total Acres
2022	13	14,783	46,101	50,092	16,971	127,947
2021	10	9,385	30,724	14,950	14,099	69,158
2020	13	7,014	38,357	59,771	0	105,142

## Invasive Mosquito Detections, Response & Treatments

### Invasive Mosquito Detections

- On July 14, 2022, we detected two invasive *Aedes aegypti* in Granite Bay. This was our first invasive *Aedes* detection in Placer County since 2019.
- On August 3, 2022, we detected invasive *Aedes aegypti* in the Roseville neighborhoods of Theiles Manor and Cresthaven.
- In total, sixty-five invasive *Aedes aegypti* were trapped at 14 locations, primarily in Roseville's Cherry Glen, Theiles Manor, and Hillcrest neighborhoods.
- A total of 615 Invasive *Aedes* traps (baited with CO<sub>2</sub> and octanol lures) were deployed over 450 sites throughout the county.
- These traps collected a total of 3,019 mosquitoes of 12 different species.(Table 4) .

**Table 4.** Invasive mosquito trap results from Roseville neighborhoods showing the invasive *Aedes aegypti* as well as a wide diversity of other mosquito species.

Species	Male	Female	Total
<i>Aedes aegypti</i>	17	48	65
<i>Aedes melanimon</i>	0	20	20
<i>Aedes vexans</i>	0	1	1
<i>Anopheles freeborni</i>	0	126	126
<i>Culiseta incidens</i>	2	30	32
<i>Culiseta inornata</i>	0	15	15
<i>Culiseta particeps</i>	0	1	1
<i>Culex erythrothorax</i>	3	147	150
<i>Culex pipiens</i>	155	1758	1912
<i>Culex stigmatosoma</i>	4	124	128
<i>Culex tarsalis</i>	51	514	565
<i>Culex thriambus</i>	0	3	3
<b>Totals</b>	232	2,787	3,019

### Invasive Mosquito Response

- Ten parcel inspection plans totaling 372 properties were created.
  - The team inspected 73% of those properties.
  - 20% did not answer the door or respond to our flyers.
  - 7% of the properties would not grant us access to conduct inspections.
- During these door-to-door property inspections, the team found six locations positive for *Aedes aegypti* larvae. The first source found was an old bird bath (Figure 5).
- A total of 32 larvae and two eggs were found at those locations.

**Figure 5.** A bird bath was the first source in Placer County where *Aedes aegypti* larvae were detected

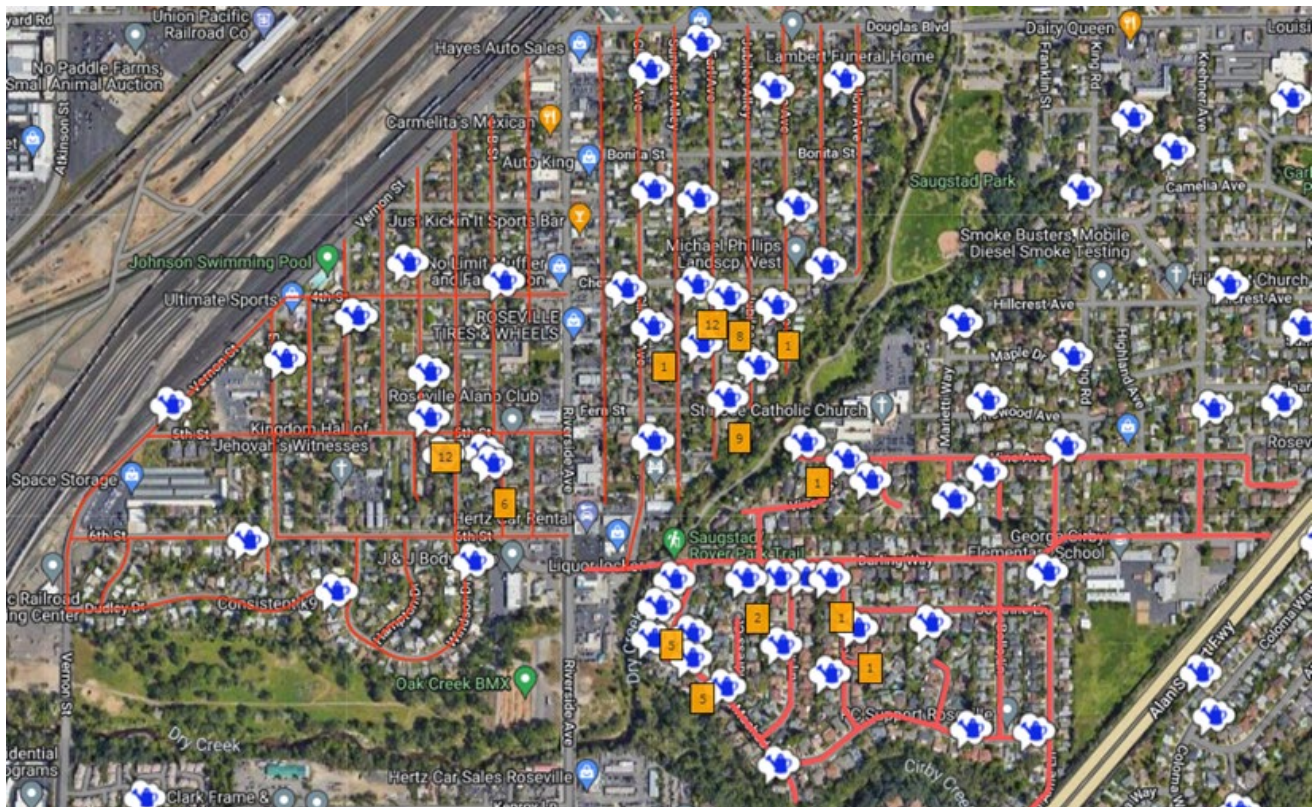




## Invasive Mosquito Treatments

The Placer Mosquito invasive teams completed 34 wide-area treatments to reduce the spread of the *Aedes aegypti*. Twenty-four of those missions were comprehensive area larvicide treatments totaling 2,119 acres. The other ten missions were truck-mounted ULV adulticide treatments that treated 1,944 acres. These missions were conducted from August through the end of October.

**Figure 6.** An aerial screen shot of Theiles Manor, Cherry Glen, and Hillcrest neighborhoods. The blue watering cans are Biogents Sentinel trap locations. The red lines are wide area treatment routes. And the orange squares are the totals and locations of *Aedes aegypti*.



## Unmanned Aircraft Systems (UAS) Program

---

### 2022 Treatments and Flights

- 17 UAS Larvicide Applications to rice fields, wetlands, and a retention pond
- 577.59 acres treated
- 4,345 pounds of granular larvicide.
- 29 UAS habitat assessment missions.
- Conducted UAS parachute deployment test with Parazero Safety Systems on a DJI Mavic (Figure 7).
- 368 total flights including all mission types (habitat assessment, treatments, maintenance, and demos) (Figure 8).
- District has received FAA authorization to conduct UAS applications as public aircraft with UAS under and over 55 pounds.
- The District received exemptions to operate four different 55 pound and over application UAS under Part 137 (commercial).
- District has received exemptions to conduct 137 operations under civil rules using sUAS.

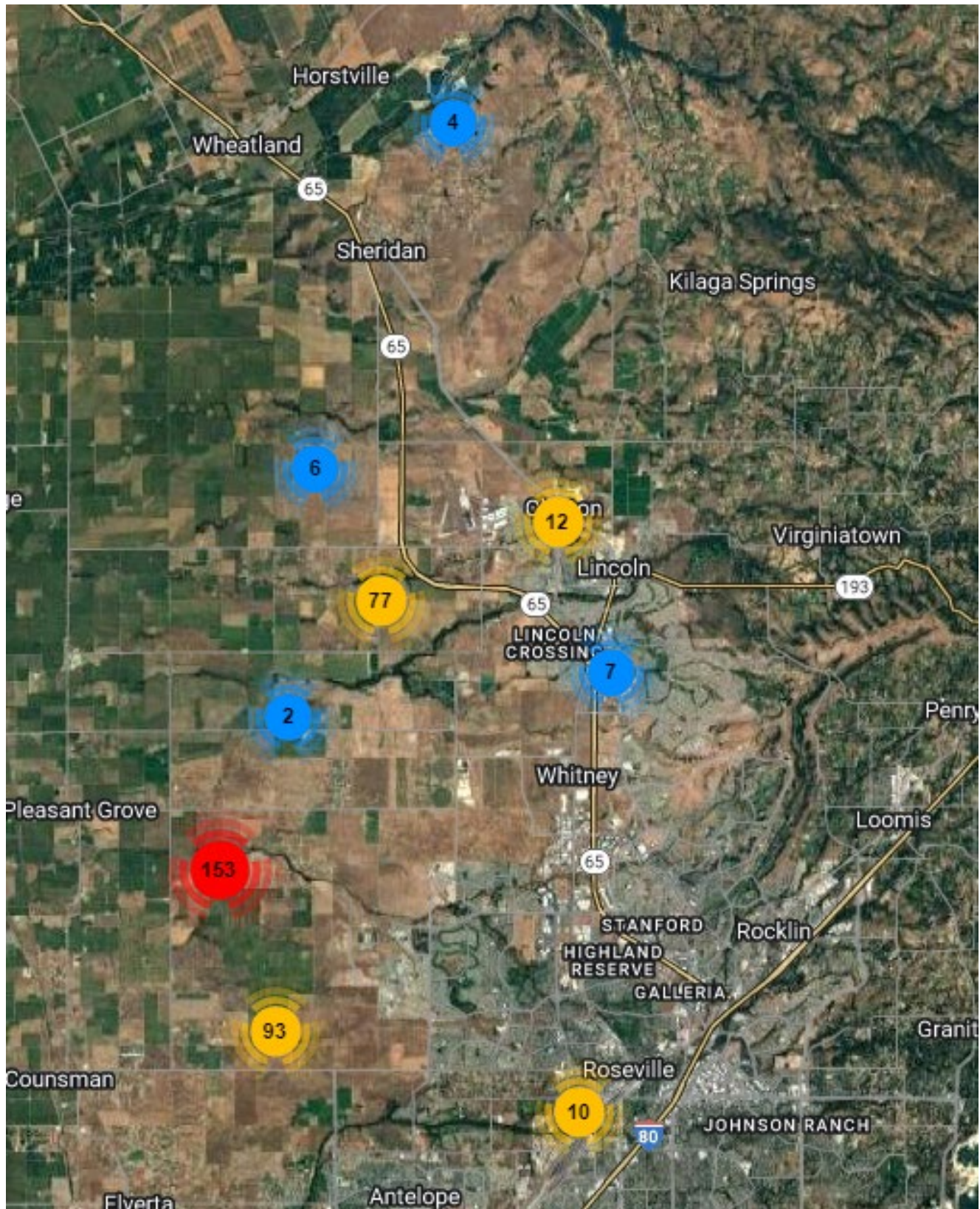
**Figure 7.** Parazero Safety System Test







**Figure 8.** General locations of UAS Flights in Western Placer County. Number of flights in a particular area are indicated by the colored circles.





## Biological Control

---

### Fisheries

- 521 mosquitofish applications made in Placer County
- 13,587 mosquitofish, *Gambusia affinis* stocked in sources for biological control
- 17,293 fry reared in-house
- District has collected over 57,000 mosquitofish from the wild to redistribute across county and to overwinter at our Roseville Facility

	2021	2022
Number of Fish Applications	435	521
Number of Fish Stocked	10,180	13,587
Number of Fry Reared In-house	16,855	17,293



## WEEKLY UPDATE

### Humans

#### West Nile virus

A total of 11 human cases of West Nile virus (WNV) illness were reported this week from 5 counties: Colusa (1), Kings (1), Los Angeles (6), Stanislaus (2), and Tulare (1). **This is the first WNV human case reported for Colusa County this year.** In 2022, a total of 120 cases have been reported from 23 counties. Of the 120 cases, 96 (80%) had neuroinvasive illness and 9 (8%) were fatal. The median age of the cases was 60 years and 77 (64%) were male. The dates of symptom onset ranged from April 11 to October 23. In addition to the 120 WNV cases, 10 asymptomatic WNV-positive blood donors have been reported from 5 counties: Fresno (3), Kern (1), Los Angeles (4), Orange (1), and San Joaquin (1). At this time last year, 101 WNV cases had been reported from 26 counties.

#### St. Louis encephalitis virus

A single (1) new case of St. Louis encephalitis virus (SLEV) was reported this week from Los Angeles County. **This is the first SLEV human case reported for Los Angeles County this year.** In 2022, 10 SLEV human cases have been reported from 5 counties: Fresno (1), Kern (3), Los Angeles (1), Stanislaus (1), and Tulare (4). At this time last year, 2 SLEV cases had been reported from 2 counties.

### Dead Birds

No WNV positive dead birds were reported this week. In 2022, 185 WNV positive dead birds have been reported from 23 counties. At this time last year, 209 WNV positive dead birds had been reported from 19 counties.

### Mosquito Pools

#### West Nile virus

A total of 11 WNV positive mosquito pools were reported this week from 3 counties: Los Angeles (9), Riverside (1), and San Bernardino (1). In 2022, 3,162 WNV positive mosquito pools have been reported from 25 counties. At this time last year, 2,259 WNV positive pools had been reported from 25 counties.

#### St. Louis encephalitis virus

No SLEV positive mosquito pools were reported this week. In 2022, 153 SLEV positive mosquito pools from 10 counties have been reported: Fresno (14), Imperial (6), Kern (12), Kings (27), Los Angeles (1), Madera (18), Riverside (57), San Joaquin (1), Stanislaus (1), and Tulare (16). At this time last year, 44 SLEV positive pools had been reported from 8 counties.

### Sentinel Chickens

No WNV positive sentinel chickens were reported this week. In 2022, 145 WNV positive chickens have been reported from 13 counties. At this time last year, 88 WNV positive chickens had been reported from 12 counties.



## California Arbovirus Surveillance Bulletin #32

Week 45 Friday, November 11, 2022

2021 & 2022 YTD West Nile Virus Comparisons		
	2021	2022
Total No. Dead Bird Reports	5,424	4,665
No. Positive Counties	39	32
No. Human Cases	160	120
No. Positive Dead Birds / No. Tested	338 / 1,523	185 / 1,261
No. Positive Mosquito Pools / No. Tested	2,622 / 39,723	3,162 / 40,133
No. Seroconversions / No. Tested	139 / 6,198	145 / 5,084

YTD WNV Activity by Element and County, 2022					
County	Humans	Horses	Dead Birds	Mosquito Pools	Sentinel Chickens
Butte	3		2	39	27
Colusa	1				3
Contra Costa			1	2	5
Fresno	14		2	296	
Glenn	1				
Imperial				1	
Kern	16	3		99	
Kings	7	1		105	
Lake			2	7	3
Los Angeles	22	1	46	575	33
Madera	3		2	132	
Merced	7		1	20	16
Napa				1	
Nevada		1	1		
Orange	3		1	39	
Placer	2		5	89	
Riverside			5	125	
Sacramento	1	2	40	42	6
San Bernardino			7	100	
San Joaquin	4	1	1	208	
San Luis Obispo		1			
Santa Clara	1		26	23	
Shasta	1		1	39	3
Solano	2		9	12	
Sonoma	1		1		
Stanislaus	13	1		70	
Sutter	1		4	31	16
Tehama	3	2			6
Tulare	10	3	2	1,030	10
Ventura			1		
Yolo	3		24	65	4
Yuba	1		1	12	13
<b>Totals</b>	<b>120</b>	<b>16</b>	<b>185</b>	<b>3,162</b>	<b>145</b>

**This page was intentionally left blank.**

# **General Manager's Report**

Joel Buettner, General Manager

11/16/2022

I returned to work from medical leave as planned on Monday November 14. I am feeling healthy and ready to get back to work. I would like to acknowledge and thank Jake Hartle for acting as General Manager during my absence. Jake showed great leadership while handling a complicated, busy and long mosquito season.

The work of the District to inform, protect and serve the public was particularly challenging this summer with a longer than normal West Nile virus season, a record-breaking invasive mosquito infestation, and continued challenges to hire seasonal workers. The Placer Mosquito Team really rose to the occasion and not only maintained our commitment and service to the public, but excelled through their dedication and hard work. I am proud to be a part of that team, and grateful to each of our employees who individually and together got the job done.

Over the coming weeks, I will be working with staff to get updated on how the summer went, what we need to improve for next year, and get reacquainted with the various projects and external collaborations of the District. Some specific items of note are listed below.

## **STAFFING**

- We will be reviewing impacts of staffing shortages we experienced this summer.
- We are still actively recruiting for two surveillance-based Vector Control Technicians and one surveillance program Supervisor.

## **JANITORIAL SERVICE CONTRACT**

- We will be reviewing our current janitorial contract, and bring to the board a recommendation for consideration at the December board meeting.

## **GENERAL MANAGER ANNUAL REVIEW**

- December 19, 2022 board meeting in closed session
- I will be sending my self-evaluation to trustees prior to the meeting.

## **UPCOMING EVENTS**

- MVCAC Planning Session – Oakland, CA – 12/5-7/2022
- MVCAC Annual Meeting – Anaheim, CA – 1/29/2023 – 2/01/2023
- VCJPA Annual Workshop – Santa Cruz, CA - 2/23-24/2023
- AMCA Annual Meeting – Reno, NV - 2/27/2023 – 3/3/2023